

THE INTERNATIONAL GUILD OF KNOT TYERS

www.surreyknots.org.uk



Sheet Bend Variations

Original Drawing By
Percy W Blandford



Common, or Sheet Bend
Turn back one end (thicker if different), bring other end up through it, behind back, across front and under its own standing part.



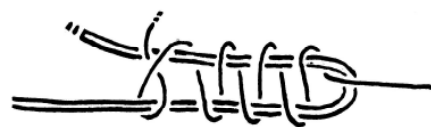
Double Sheet Bend
When there is a considerable difference in thickness or lines are slippery. Make a sheet bend, then take the end around again, across the front and under its own standing part.



Binder Turn
Finishes with both ends the same way, so are less likely to catch when pulled past an obstruction. Make as normal sheet bend, but take working end the other way under its own part.



Slipped Sheet Bend
Quick-release version of an ordinary sheet bend. Make as for a simple sheet bend, but make final tuck with a bight of the working end.



Heaving Line Bend
For hauling very heavy rope with a much lighter line. Turn back thick rope and take light line over and under many times, then finish similar to a sheet bend.

Weaver's Knot
A quick method used to make a sheet bend in thread without stopping the loom. (One of several variations)


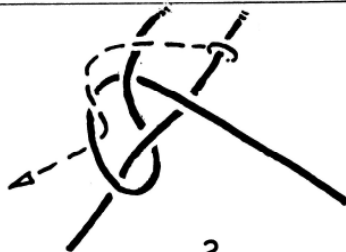


Chart No.
13

For further information about the Guild and its local branches across the world

Please go to www.igkt.net

HJD 21/04/09