

THE INTERNATIONAL GUILD OF KNOT TYERS


www.surreyknots.org.uk



Sheepshank Variations


Original Drawing By
Percy W Blandford

Used to shorten a rope or strengthen a weak part of it.



Sheepshank


1. Gather up slack (If weak part, put it at centre).
2. Make half hitches. 3. Pass them over the loops.
4. If rope is under tension, take loop over and force line straight.



Use toggle (5) or seizing (6) for extra security, or put on second half hitch to make clove hitch at each end (7)




Dogshank



Make marline spike hitch (8) each end and take loops through them (9).

Knotted Sheepshank

10. Cross loops and pull through.



11. Resulting Tom Fool Knot holds slack while adjusting loops.



12. Ends can be finished in any of the ways shown above.