

THE INTERNATIONAL GUILD OF KNOT TYERS

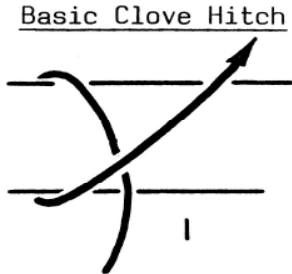
www.surreyknots.org.uk



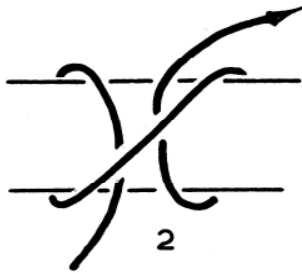
Clove Hitch Variations

Original Drawing By
Percy W Blandford

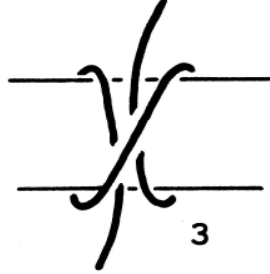
Basic Clove Hitch



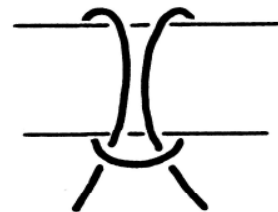
Take end over standing part



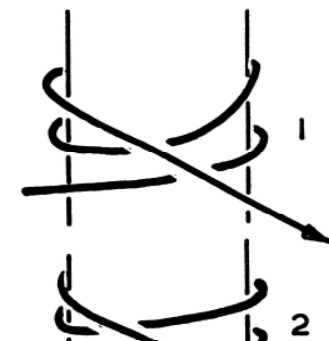
Same way round and tuck under own part



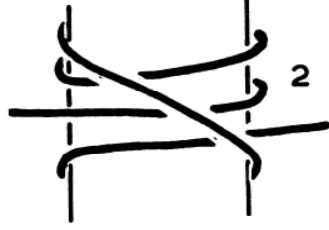
Draw tight



Change direction and make a Cow Hitch or Lark's Head Knot.



Magnus Hitch
Gives increased grip on pole. Working end goes over two turns before final half hitch. (Do not confuse with rolling hitch below).

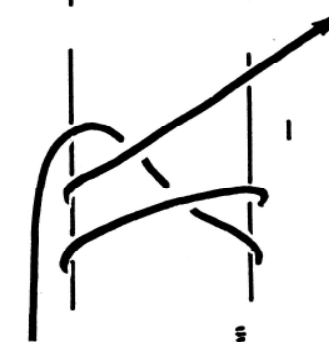


Round Turn and Two Half Hitches
For the end of a rope to a spar or ring. The two half hitches form a clove hitch around the standing part.

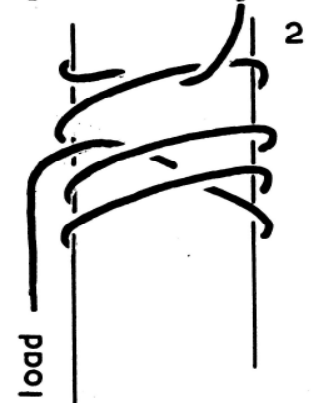
load



Anchor Bend
A round turn and two half hitches, but the first half hitch takes up the centre of the round turn. Used to secure a cable to an anchor.



Rolling Hitch
To take a load lengthwise on a spar. Make two turns over the loaded part, then the final half hitch. The working end may be taken further along spar and be seized to it.



Oklahoma Hitch
Used on a fence post. The ends of a clove hitch are pulled the opposite ways to normal.

