

THE INTERNATIONAL GUILD OF KNOT TYERS

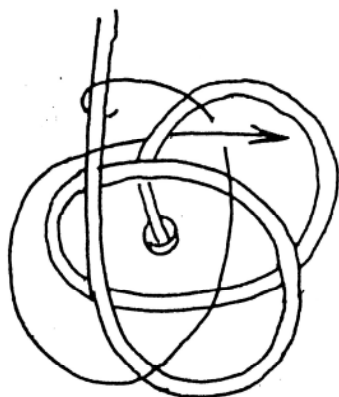


www.surreyknots.org.uk



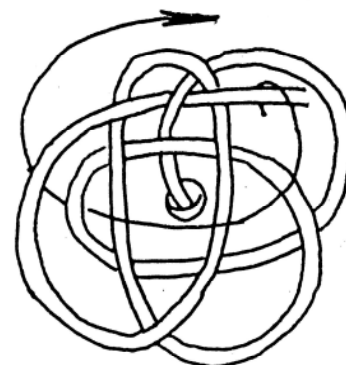
Knob Covering

Original Drawing By
Eric Franklin




1


Start on a board
with a hole in the
centre and drop
two thirds of the
cord down through
the hole.



2



3



4

5



When 4 is reached remove from board and mould round core (knob) carefully working up the slack. Then double and treble etc. by following through using both ends. Finally cut the ends close and 'lose' them inside.

Chart No.
21

For further information about the Guild and its local branches across the world

Please go to www.igkt.net

HJD 21/04/09