


THE INTERNATIONAL GUILD OF KNOT TYERS

www.surreyknots.org.uk



Macrame' Knots 2

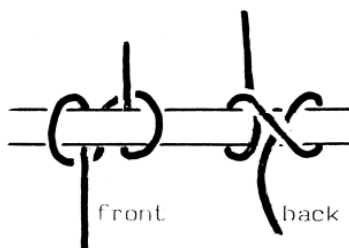
Original Drawing By
Glad Findley




Half hitch
(HH)



Double half
hitch (DHH)



Double half hitch on
rod

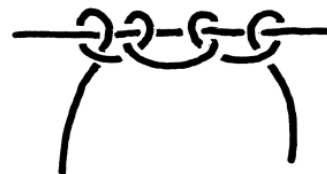


Triple half hitch
(THH)

Single half chain
knot (SHCK)



Tatted bar knot (TBK)

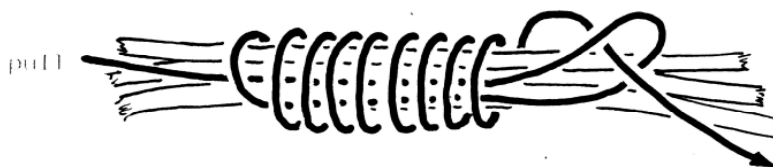


Lark's head with half
hitches each side

Wrap knot (WK)



1. Put on turns
over a
loop



pull

2. After sufficient turns, put working end through loop and pull other end to draw it halfway.

Chinese crown knot
(CCK)



3. Cut off ends

Initials in brackets are abbreviations used in some instructions.