

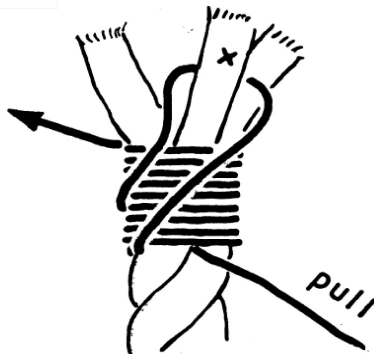
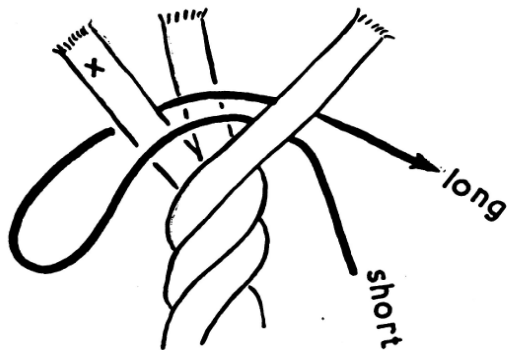
THE INTERNATIONAL GUILD OF KNOT TYERS

www.surreyknots.org.uk



Sailmakers Wippings

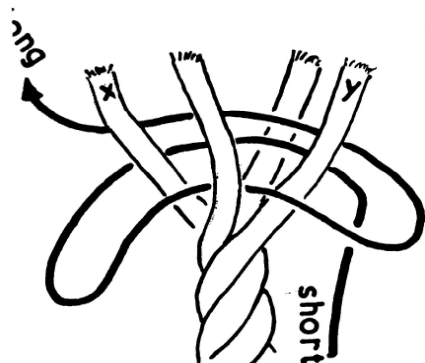
Original Drawing By
Percy W. Blandford



In three-strand rope, open strands and put in line with loop and ends hanging.

Lay up strands, hold loop and short end along rope, while putting on turns. Lift loop over end of strand it is already encircling and tighten by pulling short end.

Take short end outside remaining space between strands to join long part with reef knot in centre of rope end.



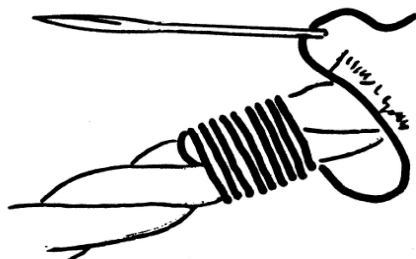


In four-strand rope, open and put loops over opposite strands.

Lay up and put on turns. Lift loop adjoining short end over its own strand. Pull other loop.

Lift that loop over its strand and pull the short end.

Take the short end over whipping to join long part with reef knot in centre of the rope end.



For palm and needle whipping, which looks similar, secure starting end through strand and put on turns.

Go through rope and down outside space between strands.

Take needle through strands to do the same over other spaces. Finish through rope.

Chart No.

7

For further information about the Guild and its local branches across the world

Please go to www.igkt.net

HJD 21/04/09